STEEL ENTRY DOOR SLAB · STEEL EDGE · FACTORY PRIMED

Flush Steel Door, Steel Edge

34" x 80" nominal (2/10 x 6/8) · Actual slab 33-3/4" x 79" x 1-3/4"

Scan to view this door online: current options, pricing and install guides

FIG. 1 ELEVATION AND EDGE VIEW

Exterior face shown. Drawn to scale; dimensions are actual, in inches.



EXTERIOR FACE

FACE

Design	Flush: a smooth, uninterrupted face with no panels or grooves
Surface	Factory-primed smooth steel

DIMENSIONS

Nominal size	34" x 80" (2/10 x 6/8)
Actual slab	33-3/4" W x 79" H x 1-3/4" thick
Prehung unit	About 35-1/2" x 81-3/4" (inswing or saddle sill), 35-1/2" x 80-3/4" (bumper sill)

CONSTRUCTION

Build	Steel edge: 22-gauge steel edge plates over the wood stiles
Skins	24-gauge G40 hot-dipped galvanized steel
Perimeter	Spruce/pine/fir wood stiles and rails; bottom rail kerfed for a drive-in sweep
Lock block	4" x 12" pine
Core	Polyurethane foam, 2.2 lb/cu ft
Finish	Factory primed (polyester), paint grade
Edges	Square edge; reversible for left- or right-hand swing

PERFORMANCE

U-factor / SHGC	0.12 / 0.01 (NFRC 100 / 200)
ENERGY STAR 7.0	All U.S. climate zones
Impact rating	Not impact rated
Fire rating	Available with a 20-minute fire-rated label; contact Pease if you need a labeled door

Thermal: NFRC calculated ratings for insulated steel, flush. Design pressure is not published for this steel door.

34" x 80" is the nominal trade size; all dimensions shown are actual. Specifications are subject to change without notice. Verify local code requirements before installation.

STANDARD HARDWARE PREPARATION

Ordered as Standard Prep. Blank (no prep) and custom prep to match an existing door are also available.

FIG. 2 LOCATIONS
From top of door, exterior view

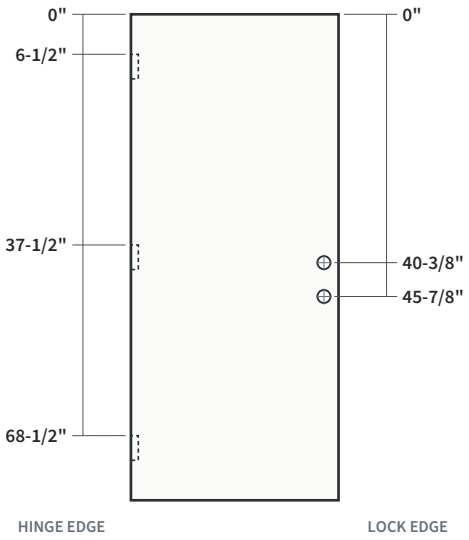

FIG. 3 LOCK EDGE DETAIL
Cutaway at the lock stile

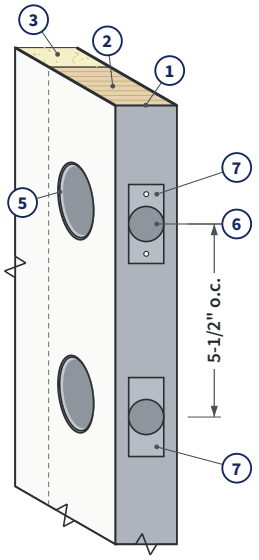

FIG. 4 HINGE EDGE DETAIL
Surface-mount hinge points; top shown, all 3 match

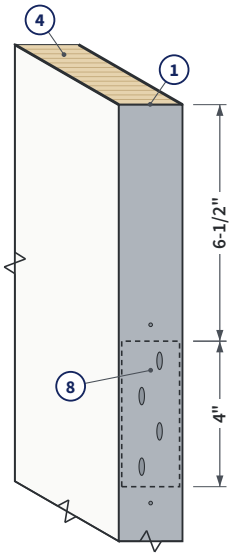

1. 22-gauge steel edge plate over the wood stile, both edges
2. Pine lock block, 4" x 12", behind the lock bores
3. Polyurethane foam core, 2.2 lb/cu ft, between 24-gauge galvanized steel skins
4. Wood top and bottom rails; bottom rail kerfed for a drive-in sweep
5. (2) 2-1/8" diameter face bores at 2-3/8" backset, 5-1/2" on center
6. (2) 1" edge bores for deadbolt and latch
7. Punch-out latch and deadbolt preps in the edge plate, 2-1/4" high; removable deadbolt cover plate
8. Threaded hinge points in the edge plate for 4" surface-mount hinges; no mortise, adjustable once hung

HINGE PREP

Hinges	(3) 4" surface-mount hinges at threaded points in the steel edge plate; no mortise
Adjustment	5/8" vertical and 1/8" in or out, with the door hung
Locations	6-1/2", 37-1/2", 68-1/2" from top of door to top of hinge

LOCK PREP

Bore centers	Deadbolt 40-3/8", latch 45-7/8" from top of door
Backset	2-3/8" standard
Edge prep	Punch-outs in the edge plate; removable deadbolt cover plate

FINISHING

Factory primed; the primer is not a finish coat. Lightly sand with 120 to 220 grit, wash with mild detergent and let dry, then apply an exterior acrylic latex paint rated for metal. **Finish all six sides** promptly after installation. Paint only; do not stain. Light to medium colors are recommended in direct sun.

TRIMMING

Do not trim. Steel doors are made to exact size; cutting exposes the core and edges and invites corrosion. Trimming voids the warranty, and modified products cannot be returned.

PEASE DOORS 20-YEAR LIMITED WARRANTY

Covers the door slab against defects in material and workmanship that make the product unfit for normal use. Valid for products purchased and installed in the USA with original proof of purchase. Requires proper storage, finishing and installation. Not valid when installed behind a storm door.

Year	1	2-3	4-6	7	8	9	10	11-20
Coverage	100%	90%	80%	70%	60%	50%	40%	30%

Share of replacement cost covered, by year after purchase.
Full terms and claims: peasedoors.com/pages/warranty

34" x 80" is the nominal trade size; all dimensions shown are actual. Specifications are subject to change without notice. Verify local code requirements before installation.

GLASS CUTOUT OPTIONS

This door can be cut out in our shop to take door glass in any of the sizes below (15 options). Each drawing shows where the cutout sits on this 33-3/4" x 79" slab, exterior face.

Cutout (glass opening) · Outside of frame (how we size glass on our site) · Dimensions: top of door to top of cutout; edge of door to cutout

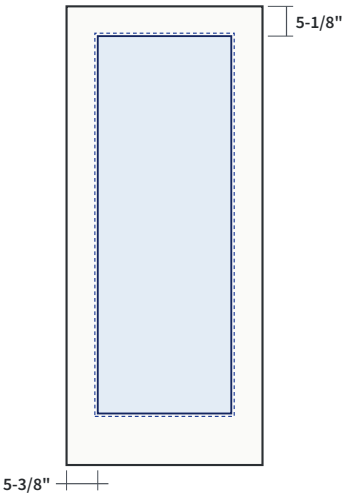

23" x 65"
Full Lite
Glass 22" x 64"
Frame 24" x 66"
Location 5-1/8" from top; 5-3/8" from each edge
SKU ZCUT-GFL-2365

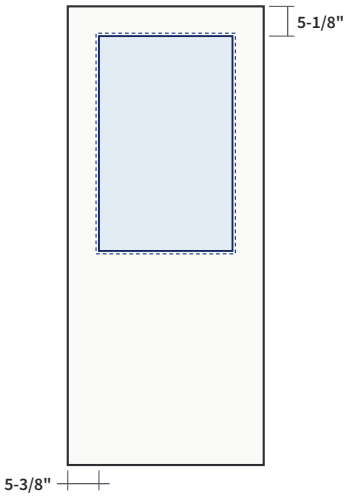

23" x 37"
Half Lite
Glass 22" x 36"
Frame 24" x 38"
Location 5-1/8" from top; 5-3/8" from each edge
SKU ZCUT-GHL-2337

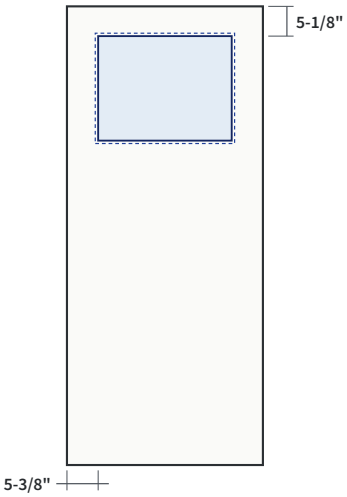

23" x 18"
Craftsman
Glass 22" x 17"
Frame 24" x 19"
Location 5-1/8" from top; 5-3/8" from each edge
SKU ZCUT-GCR-2318

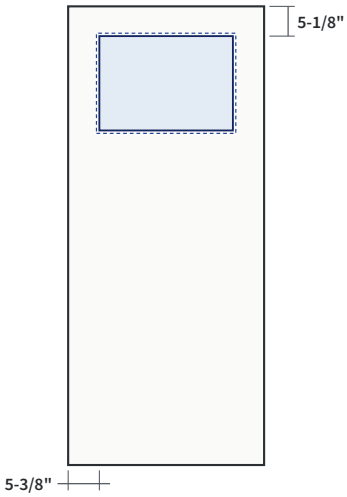

23" x 16-1/4"
Craftsman, Short
Glass 22" x 15-1/4"
Frame 24" x 17.25"
Location 5-1/8" from top; 5-3/8" from each edge
SKU ZCUT-GCR-2316

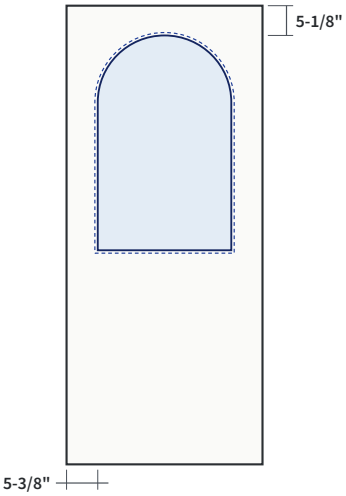

23" x 37"
Round Top Half Lite
Glass 22" x 36" round top
Frame 24" x 38"
Location 5-1/8" from top; 5-3/8" from each edge
SKU ZCUT-GHR-2337

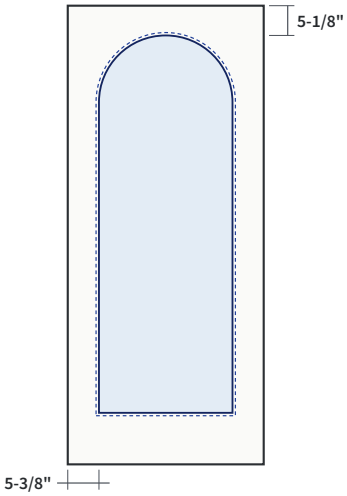

23" x 65"
Round Top Full Lite
Glass 22" x 64" round top
Frame 24" x 66"
Location 5-1/8" from top; 5-3/8" from each edge
SKU ZCUT-GFR-2365

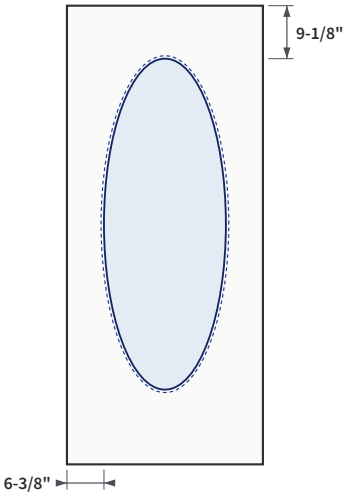

21" x 57"
Large Oval
Glass 20-1/2" x 56-3/8" oval
Frame 24" x 60"
Location 9-1/8" from top; centered
SKU ZCUT-VAL-LG

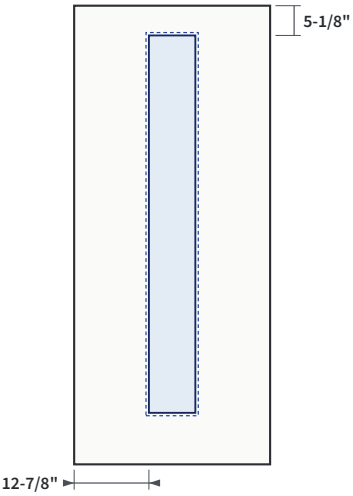

8" x 65"
Full Sidelite
Glass 7" x 64"
Frame 9" x 66"
Location 5-1/8" from top; 12-7/8" from each edge
SKU ZCUT-GFS-0865

34" x 80" is the nominal trade size; all dimensions shown are actual. Specifications are subject to change without notice. Verify local code requirements before installation.

GLASS CUTOUT OPTIONS (CONTINUED)

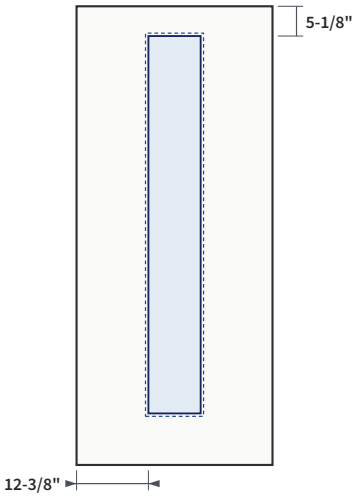

9" x 65"

Full Sidelite, Wide

Glass 8" x 64"
Frame 10" x 66"
Location 5-1/8" from top; 12-3/8" from each edge
SKU ZCUT-GFS-0965

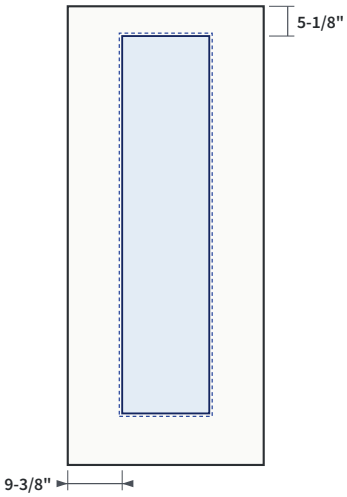

15" x 65"

Full Sidelite, Extra-Wide

Glass 14" x 64"
Frame 16" x 66"
Location 5-1/8" from top; 9-3/8" from each edge
SKU ZCUT-GFS-1565

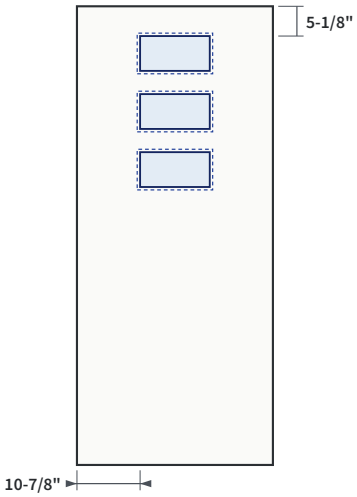

(3) 12" x 6"

Spotlites (set of 3)

Glass (3) 11" x 5"
Frame 13" x 7" each
Location 5-1/8" from top; centered, 4" between lites (suggested)
SKU ZCUT-GS3-1206

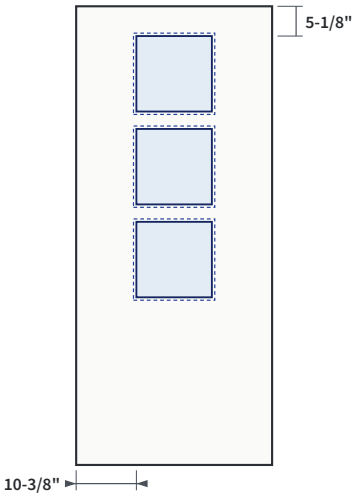

(3) 13" x 13"

Square Lites (set of 3)

Glass (3) 12" x 12"
Frame 14" x 14" each
Location 5-1/8" from top; centered, 3" between lites (suggested)
SKU ZCUT-GQ3-1313



(5) 23" x 4-1/2"

Strip Lites (set of 5)

Glass (5) 22" x 3-1/2"
Frame 24" x 5.5" each
Location 5-1/8" from top; centered, 3-5/8" between lites (suggested)
SKU ZCUT-GS5-2345

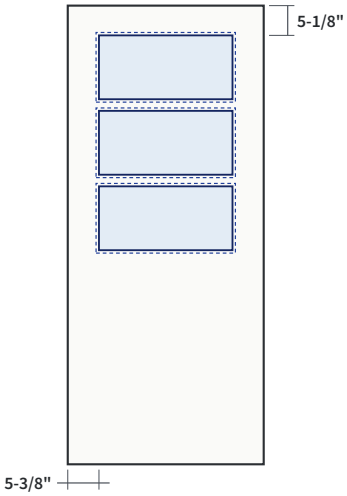

(3) 23" x 11"

Stacked Lites (set of 3)

Glass (3) 22" x 10"
Frame 24" x 12" each
Location 5-1/8" from top; centered, 2" between lites (suggested)
SKU ZCUT-GL3-2311

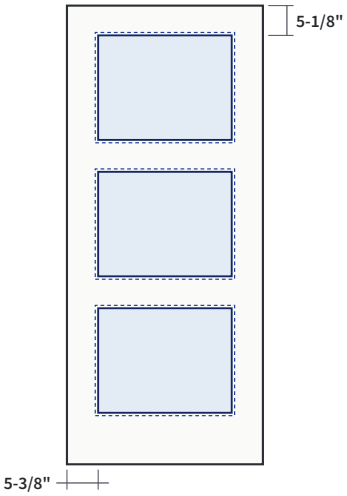

(3) 23" x 18"

Craftsman Lites (set of 3)

Glass (3) 22" x 17"
Frame 24" x 19" each
Location 5-1/8" from top; centered, 5-1/2" between lites (suggested)
SKU ZCUT-GC3-2318

- Sizes are named by the **cutout**. To match glass you already have, measure the **outside of the plastic frame** (dashed outline); it is 1" larger than the cutout each way.
- Cutout locations follow the ODL door glass standard: centered left to right and measured from the top of the door. Cutouts are made in our shop and are not returnable.
- Spacing between the lites in a set is our suggested standard. It can be adjusted, as long as every lite stays at least 5-1/8" from the top and bottom of the door and 4-3/8" from each side.

34" x 80" is the nominal trade size; all dimensions shown are actual. Specifications are subject to change without notice. Verify local code requirements before installation.