FIBERGLASS ENTRY DOOR SLAB · FLUSH · HURRICANE IMPACT RATED (HVHZ)

Flush Fiberglass Door

32" x 80" nominal (2/8 x 6/8) · Actual slab 31-3/4" x 79" x 1-3/4"

Scan to view this door online: current options, pricing and install guides

FIG. 1 ELEVATION AND EDGE VIEW

Exterior face shown. Drawn to scale; dimensions are actual, in inches.



EXTERIOR FACE

FACE

Design	Flush: a smooth, uninterrupted face with no panels or grooves
Surface	White Satin Smooth (paint grade)

DIMENSIONS

Nominal size	32" x 80" (2/8 x 6/8)
Actual slab	31-3/4" W x 79" H x 1-3/4" thick
Prehung unit	About 33-1/2" x 81-3/4" (inswing or saddle sill), 33-1/2" x 80-3/4" (bumper sill)

CONSTRUCTION

Build	Impact-rated build, HVHZ approved
Stiles	Full-length 4" LVL lock and hinge stiles, composite PVC edge cap
Rails	Composite top and bottom rails; bottom rail kerfed for a drive-in sweep
Core	Foamed-in-place polyurethane, 2.2 lb/cu ft
Skins	Compression-molded fiberglass
Texture	White Satin Smooth (paint grade)
Edges	Square edge; reversible for left- or right-hand swing

PERFORMANCE

U-factor / SHGC	0.16 / 0.01 (NFRC 100 / 200)
ENERGY STAR 7.0	All U.S. climate zones
Impact rating	Large and small missile; HVHZ and wind-borne debris regions
Design pressure	HVHZ (outswing only): ±65 psf wood jambs, ±50 psf composite jambs. Elsewhere: Inswing +65 / -70 psf; outswing ±65 psf
Fire rating	Not fire rated

Thermal: NFRC calculated ratings for an opaque premium-build fiberglass flush door. Impact and DP per Florida approvals FL47392 (HVHZ, TAS 201/202/203) and FL47925. HVHZ installs require a Schlage F Series or Kwikset Signature lockset.

32" x 80" is the nominal trade size; all dimensions shown are actual. Specifications are subject to change without notice. Verify local code requirements before installation.

STANDARD HARDWARE PREPARATION

Ordered as Standard Prep. Blank (no prep) and custom prep to match an existing door are also available.

FIG. 2 LOCATIONS
From top of door, exterior view

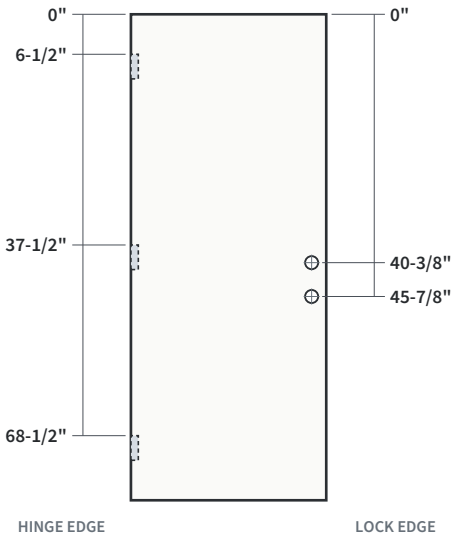

FIG. 3 LOCK EDGE DETAIL
Cutaway at the lock stile

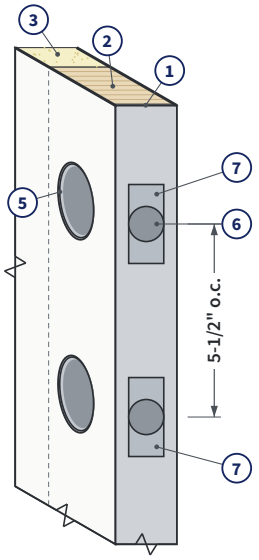

FIG. 4 HINGE EDGE DETAIL
Universal prep; top hinge shown, all three match

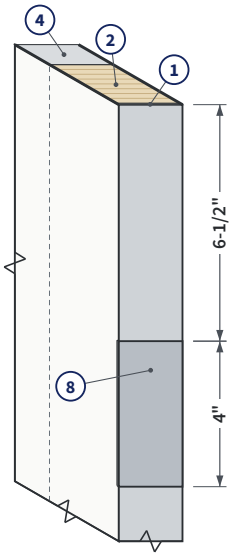

1. Composite PVC edge cap on both stiles
2. Full-length 4" LVL lock and hinge stiles; solid wood behind every bore, mortise and screw
3. Foamed-in-place polyurethane core, 2.2 lb/cu ft
4. Composite top and bottom rails
5. (2) 2-1/8" diameter face bores at 2-3/8" backset, 5-1/2" on center
6. (2) 1" edge bores for deadbolt and latch
7. Deadbolt and latch face prep: 1" x 2-1/4" x 5/32" deep, 1/4" radius corners
8. Universal hinge prep: 4" mortise, .100" deep, routed through the full edge with no screw holes, so the slab hangs either hand

HINGE PREP

Hinges	(3) 4" butt hinges, universal prep (no screw holes); 5/8" radius, 1/4" radius or square corners
Locations	6-1/2", 37-1/2", 68-1/2" from top of door to top of mortise

LOCK PREP

Bore centers	Deadbolt 40-3/8", latch 45-7/8" from top of door
Backset	2-3/8" standard; 2-3/4" on request

FINISHING

Satin Smooth is paint grade. Clean and dry all surfaces, apply a bonding primer, then a premium exterior acrylic latex paint. **Finish all six sides**, including both edges, top and bottom, promptly after delivery. Very dark colors in direct sun are not recommended.

TRIMMING

This door is not a trimmable model. If needed, it can be trimmed up to **1/2" off the bottom only**; seal the cut edge and, ideally, cover it with a U-style door sweep. **Do not trim the top or sides.** Trimming a door that is not sold as trimmable voids the warranty, and modified products cannot be returned. Cutting can also void the impact approval.

PEASE DOORS 20-YEAR LIMITED WARRANTY

Covers the door slab against defects in material and workmanship that make the product unfit for normal use. Valid for products purchased and installed in the USA with original proof of purchase. Requires proper storage, finishing and installation. Not valid when installed behind a storm door.

Year	1	2-3	4-6	7	8	9	10	11-20
Coverage	100%	90%	80%	70%	60%	50%	40%	30%

Share of replacement cost covered, by year after purchase.
Full terms and claims: peasedoors.com/pages/warranty

32" x 80" is the nominal trade size; all dimensions shown are actual. Specifications are subject to change without notice. Verify local code requirements before installation.

GLASS CUTOUT OPTIONS

This door can be cut out in our shop to take door glass in any of the sizes below (15 options). Each drawing shows where the cutout sits on this 31-3/4" x 79" slab, exterior face.

Cutout (glass opening) · Outside of frame (how we size glass on our site) · Dimensions: top of door to top of cutout; edge of door to cutout

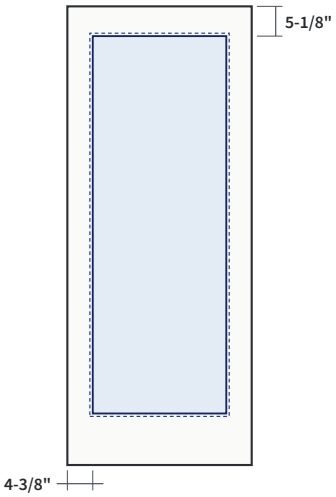

23" x 65"
Full Lite
Glass 22" x 64"
Frame 24" x 66"
Location 5-1/8" from top; 4-3/8" from each edge
SKU ZCUT-GFL-2365

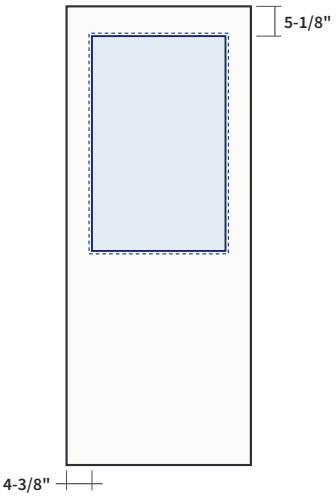

23" x 37"
Half Lite
Glass 22" x 36"
Frame 24" x 38"
Location 5-1/8" from top; 4-3/8" from each edge
SKU ZCUT-GHL-2337

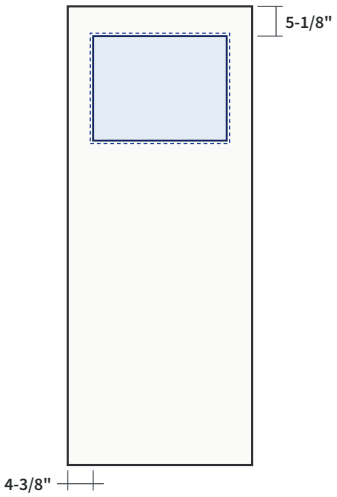

23" x 18"
Craftsman
Glass 22" x 17"
Frame 24" x 19"
Location 5-1/8" from top; 4-3/8" from each edge
SKU ZCUT-GCR-2318

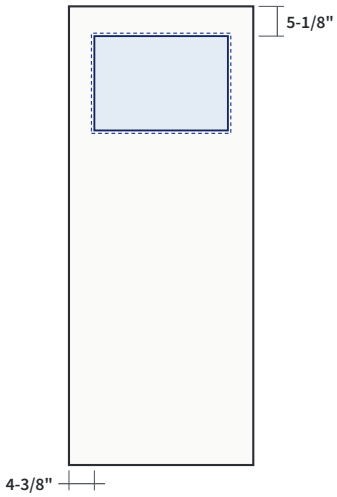

23" x 16-1/4"
Craftsman, Short
Glass 22" x 15-1/4"
Frame 24" x 17.25"
Location 5-1/8" from top; 4-3/8" from each edge
SKU ZCUT-GCR-2316

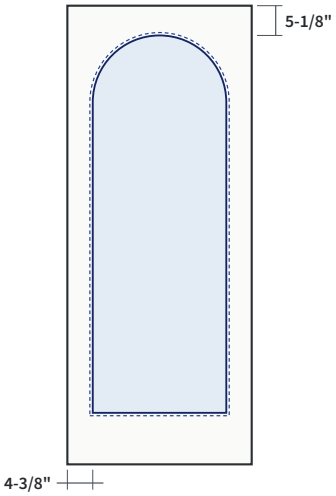

23" x 65"
Round Top Full Lite
Glass 22" x 64" round top
Frame 24" x 66"
Location 5-1/8" from top; 4-3/8" from each edge
SKU ZCUT-GFR-2365

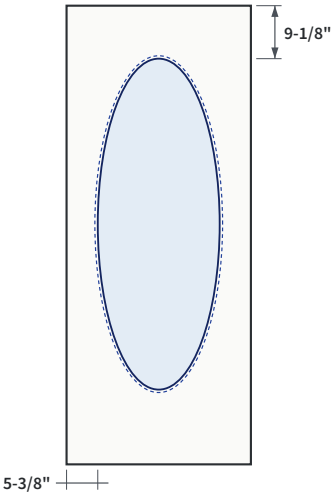

21" x 57"
Large Oval
Glass 20-1/2" x 56-3/8" oval
Frame 24" x 60"
Location 9-1/8" from top; centered
SKU ZCUT-VAL-LG

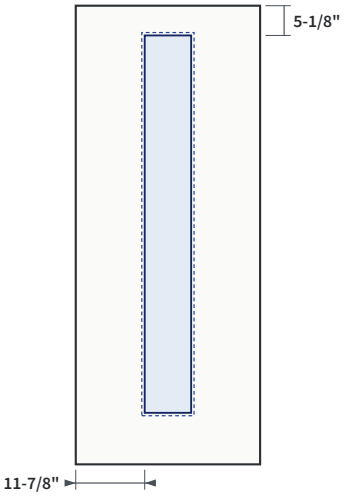

8" x 65"
Full Sidelite
Glass 7" x 64"
Frame 9" x 66"
Location 5-1/8" from top; 11-7/8" from each edge
SKU ZCUT-GFS-0865

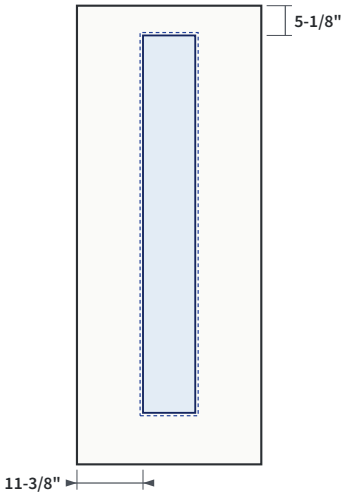

9" x 65"
Full Sidelite, Wide
Glass 8" x 64"
Frame 10" x 66"
Location 5-1/8" from top; 11-3/8" from each edge
SKU ZCUT-GFS-0965

32" x 80" is the nominal trade size; all dimensions shown are actual. Specifications are subject to change without notice. Verify local code requirements before installation.

GLASS CUTOUT OPTIONS (CONTINUED)

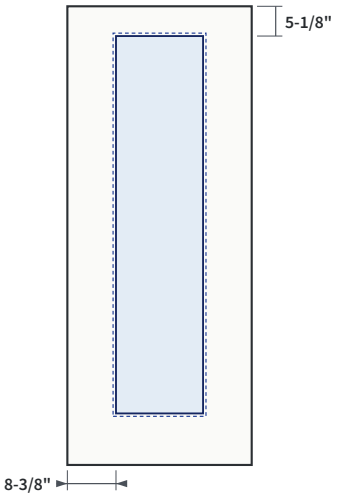

15" x 65"

Full Sidelite, Extra-Wide

Glass 14" x 64"
Frame 16" x 66"
Location 5-1/8" from top; 8-3/8" from each edge
SKU ZCUT-GFS-1565

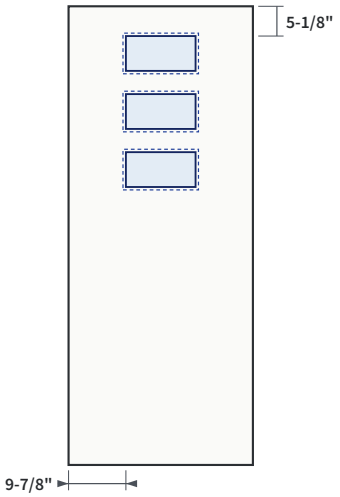

(3) 12" x 6"

Spotlites (set of 3)

Glass (3) 11" x 5"
Frame 13" x 7" each
Location 5-1/8" from top; centered, 4" between lites (suggested)
SKU ZCUT-GS3-1206

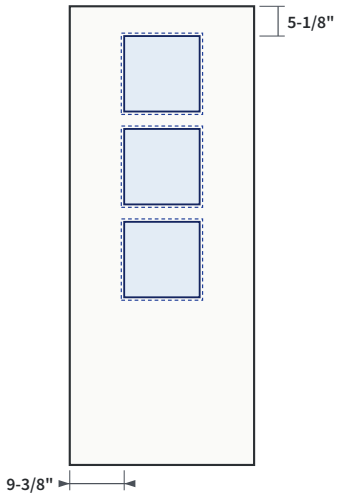

(3) 13" x 13"

Square Lites (set of 3)

Glass (3) 12" x 12"
Frame 14" x 14" each
Location 5-1/8" from top; centered, 3" between lites (suggested)
SKU ZCUT-GQ3-1313

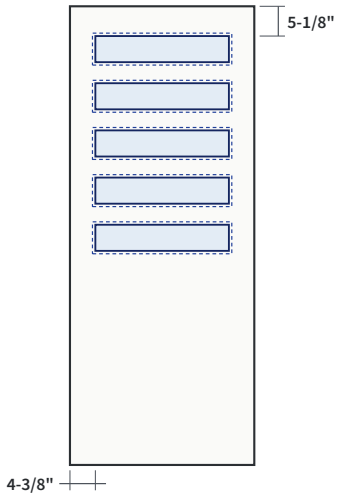

(5) 23" x 4-1/2"

Strip Lites (set of 5)

Glass (5) 22" x 3-1/2"
Frame 24" x 5.5" each
Location 5-1/8" from top; centered, 3-5/8" between lites (suggested)
SKU ZCUT-GS5-2345

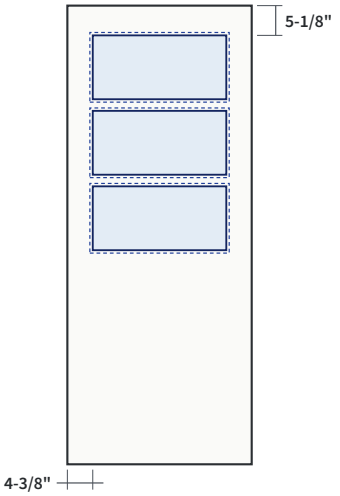

(3) 23" x 11"

Stacked Lites (set of 3)

Glass (3) 22" x 10"
Frame 24" x 12" each
Location 5-1/8" from top; centered, 2" between lites (suggested)
SKU ZCUT-GL3-2311

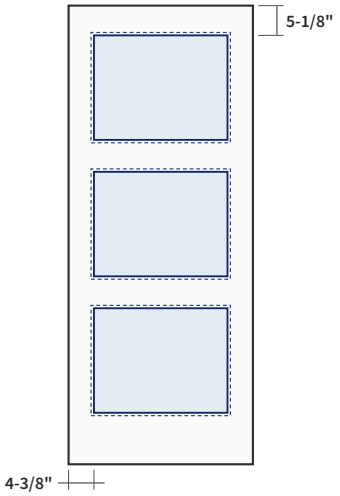

(3) 23" x 18"

Craftsman Lites (set of 3)

Glass (3) 22" x 17"
Frame 24" x 19" each
Location 5-1/8" from top; centered, 5-1/2" between lites (suggested)
SKU ZCUT-GC3-2318

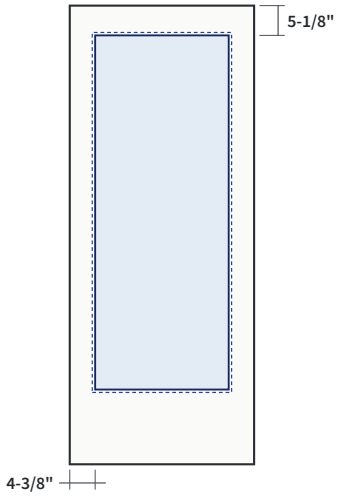

23" x 61"

ADA Full Lite

Glass 22" x 60"
Frame 24" x 62"
Location 5-1/8" from top; 4-3/8" from each edge
SKU ZCUT-GFL-2361

- **Impact-rated door:** to keep the hurricane impact rating, the cutout must be fitted with hurricane impact rated door glass.
- Sizes are named by the **cutout**. To match glass you already have, measure the **outside of the plastic frame** (dashed outline); it is 1" larger than the cutout each way.
- Cutout locations follow the ODL door glass standard: centered left to right and measured from the top of the door. Cutouts are made in our shop and are not returnable.
- Spacing between the lites in a set is our suggested standard. It can be adjusted, as long as every lite stays at least 5-1/8" from the top and bottom of the door and 4-3/8" from each side.

32" x 80" is the nominal trade size; all dimensions shown are actual. Specifications are subject to change without notice. Verify local code requirements before installation.