FIBERGLASS ENTRY DOOR SLAB · PANEL · PREMIUM BUILD

# 6 Panel Fiberglass Door

34" x 96" nominal (2/10 x 8/0) · Actual slab 33-3/4" x 95" x 1-3/4"

Scan to view this door online: current options, pricing and install guides

**FIG. 1** ELEVATION AND EDGE VIEW

*Exterior face shown. Drawn to scale; dimensions are actual, in inches.*

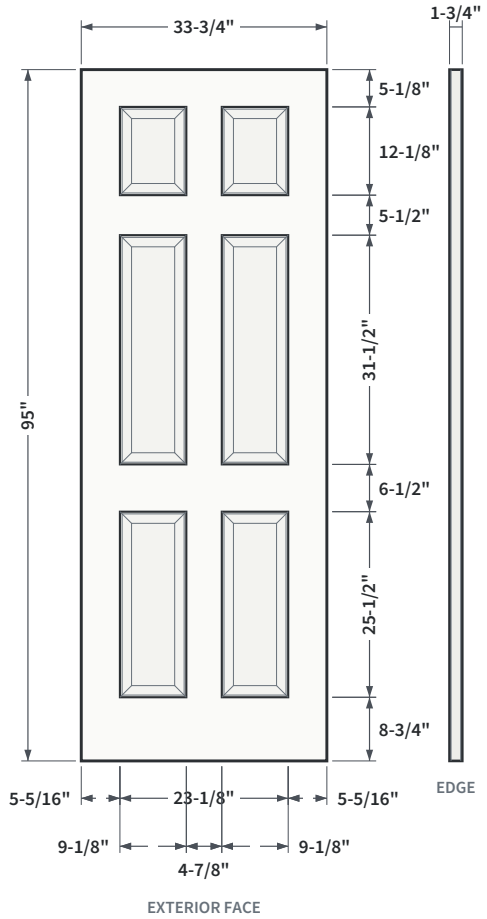


**FIG. 2** RAISED PANEL PROFILE

*A decorative bead at the stile, a cove down to the panel edge, then a long, shallow slope rises to the raised field. .49" deep, 2.38" wide.*

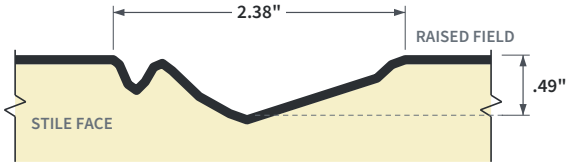


## PANEL LAYOUT

| | |
|---|---|
| Design | Six raised panels in three pairs |
| Panels | Molded into the fiberglass skin; sizes on Fig. 1 are to the outer edge of each panel |

## DIMENSIONS

| | |
|---|---|
| Nominal size | 34" x 96" (2/10 x 8/0) |
| Actual slab | 33-3/4" W x 95" H x 1-3/4" thick |
| Stiles | 5-5/16" each side, to the panel field |
| Rails | Top 5-1/8" · bottom 8-3/4" |
| Panels | (2) 9-1/8" x 12-1/8", (2) 9-1/8" x 31-1/2", (2) 9-1/8" x 25-1/2", top to bottom |
| Prehung unit | About 35-1/2" x 97-3/4" (inswing or saddle sill), 35-1/2" x 96-3/4" (bumper sill) |

## CONSTRUCTION

| | |
|---|---|
| Build | Premium build |
| Stiles | Full-length 4" LVL lock and hinge stiles, composite PVC edge cap |
| Rails | Composite top and bottom rails; bottom rail kerfed for a drive-in sweep |
| Core | Foamed-in-place polyurethane, 2.2 lb/cu ft |
| Skins | Compression-molded fiberglass |
| Texture | White Satin Smooth (paint grade) or Tan Rift Cut woodgrain |
| Panel profile | Raised panel: bead, cove and sloped bevel, .49" deep (Fig. 2) |
| Edges | Square edge; reversible for left- or right-hand swing |

## PERFORMANCE

| | |
|---|---|
| U-factor / SHGC | 0.17 / 0.01 (NFRC 100 / 200) |
| ENERGY STAR 7.0 | All U.S. climate zones |
| Design pressure | ±60 psf, inswing or outswing |
| Impact rating | Not impact rated |
| Fire rating | Not fire rated |

*Thermal: NFRC calculated ratings for an opaque premium-build fiberglass panel door. Design pressure per Florida Product Approval FL47925 (non-impact).*



*34" x 96" is the nominal trade size; all dimensions shown are actual. Specifications are subject to change without notice. Verify local code requirements before installation.*

## STANDARD HARDWARE PREPARATION

Ordered as Standard Prep. Blank (no prep) and custom prep to match an existing door are also available.

**FIG. 3** LOCATIONS
*From top of door, exterior view*

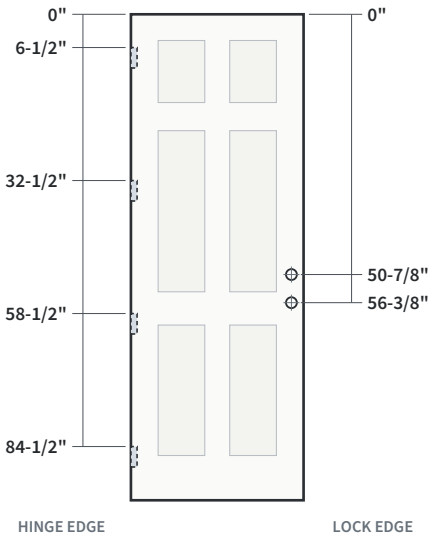


**FIG. 4** LOCK EDGE DETAIL
*Cutaway at the lock stile*

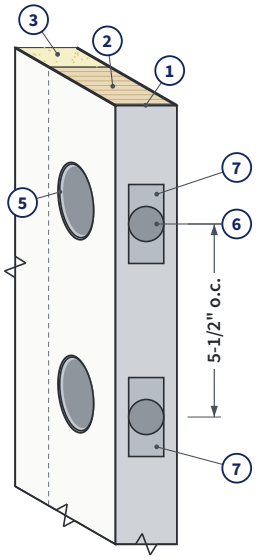


**FIG. 5** HINGE EDGE DETAIL
*Universal prep; top hinge shown, all four match*

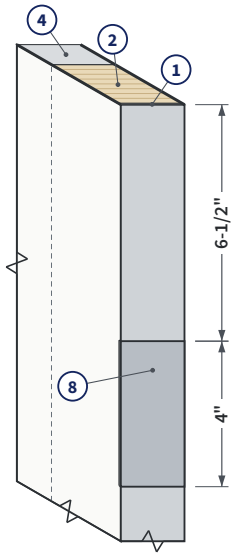


1. Composite PVC edge cap on both stiles
2. Full-length 4" LVL lock and hinge stiles; solid wood behind every bore, mortise and screw
3. Foamed-in-place polyurethane core, 2.2 lb/cu ft
4. Composite top and bottom rails
5. (2) 2-1/8" diameter face bores at 2-3/8" backset, 5-1/2" on center
6. (2) 1" edge bores for deadbolt and latch
7. Deadbolt and latch face prep: 1" x 2-1/4" x 5/32" deep, 1/4" radius corners
8. Universal hinge prep: 4" mortise, .100" deep, routed through the full edge with no screw holes, so the slab hangs either hand

## HINGE PREP

| | |
|---|---|
| **Hinges** | (4) 4" butt hinges, universal prep (no screw holes); 5/8" radius, 1/4" radius or square corners |
| **Locations** | 6-1/2", 32-1/2", 58-1/2", 84-1/2" from top of door to top of mortise |

## LOCK PREP

| | |
|---|---|
| **Bore centers** | Deadbolt 50-7/8", latch 56-3/8" from top of door |
| **Backset** | 2-3/8" standard; 2-3/4" on request |

## FINISHING

**Satin Smooth:** bonding primer, then premium exterior acrylic latex paint. **Rift Cut woodgrain:** gel stain made for fiberglass, then a polyurethane topcoat with UV inhibitor (or paint over a bonding primer). **Finish all six sides** promptly after delivery. Avoid very dark colors in direct sun.

## TRIMMING

This door is not a trimmable model. If needed, it can be trimmed up to **1/2" off the bottom only**; seal the cut edge and, ideally, cover it with a U-style door sweep. **Do not trim the top or sides.** Trimming a door that is not sold as trimmable voids the warranty, and modified products cannot be returned.

## PEASE DOORS 20-YEAR LIMITED WARRANTY

Covers the door slab against defects in material and workmanship that make the product unfit for normal use. Valid for products purchased and installed in the USA with original proof of purchase. Requires proper storage, finishing and installation. Not valid when installed behind a storm door.

| Year | 1 | 2-3 | 4-6 | 7 | 8 | 9 | 10 | 11-20 |
|---|---|---|---|---|---|---|---|---|
| Coverage | 100% | 90% | 80% | 70% | 60% | 50% | 40% | 30% |

*Share of replacement cost covered, by year after purchase.*
*Full terms and claims: peasedoors.com/pages/warranty*


*34" x 96" is the nominal trade size; all dimensions shown are actual. Specifications are subject to change without notice. Verify local code requirements before installation.*

## GLASS CUTOUT OPTIONS

This door can be cut out in our shop to take door glass in any of the sizes below (2 options). Each drawing shows where the cutout sits on this 33-3/4" x 95" slab, exterior face.

Cutout (glass opening) · Outside of frame (how we size glass on our site) · Dimensions: top of door to top of cutout; edge of door to cutout

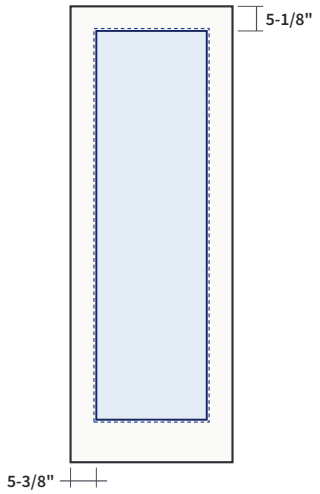


### 23" x 81"

**Tall Full Lite**

**Glass** 22" x 80"
**Frame** 24" x 82"
**Location** 5-1/8" from top; 5-3/8" from each edge
**SKU** ZCUT-GFL-2381

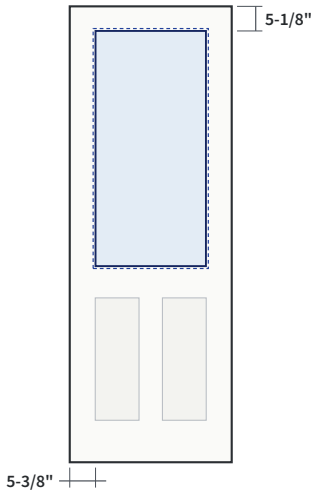


### 23" x 49"

**3/4 Lite**

**Glass** 22" x 48"
**Frame** 24" x 50"
**Location** 5-1/8" from top; 5-3/8" from each edge
**SKU** ZCUT-G34-2349

• Sizes are named by the **cutout**. To match glass you already have, measure the **outside of the plastic frame** (dashed outline); it is 1" larger than the cutout each way.

• Cutout locations follow the ODL door glass standard: centered left to right and measured from the top of the door. Cutouts are made in our shop and are not returnable.


*34" x 96" is the nominal trade size; all dimensions shown are actual. Specifications are subject to change without notice. Verify local code requirements before installation.*