FIBERGLASS SIDELITE PANEL · PANEL · STANDARD BUILD

Craftsman Fiberglass Sidelite

12" x 80" nominal (1/0 x 6/8) · Actual sidelite 11-7/8" x 79" x 1-3/4"

Scan to view this sidelite online: current options, pricing and install guides

FIG. 1 ELEVATION AND EDGE VIEW

Exterior face. To scale; actual inches.

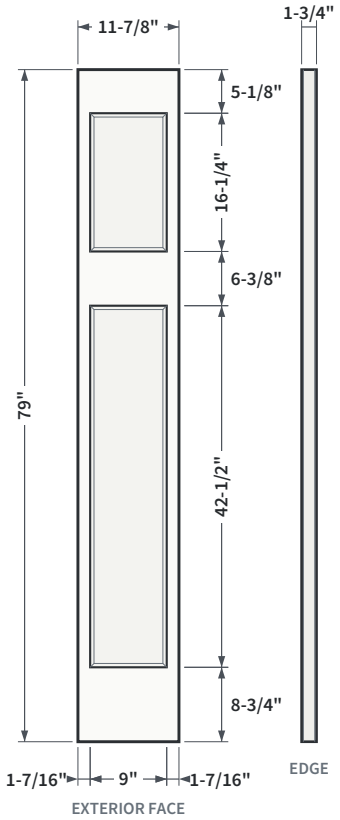

FIG. 2 SHAKER EMBOSSMENT PROFILE

105° bevel from the stile face to a recessed flat, 3/8" deep: a crisp, minimal shaker reveal.

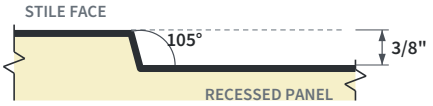

PANEL LAYOUT

Design	Wide shaker panel over two tall narrow panels (Craftsman)
Panels	Molded into the fiberglass skin; sizes on Fig. 1 are to the outer edge of each panel

DIMENSIONS

Nominal size	12" x 80" (1/0 x 6/8)
Actual sidelite	11-7/8" W x 79" H x 1-3/4" thick
Stiles	1-7/16" each side, to the panel field
Rails	Top 5-1/8" · bottom 8-3/4"
Panels	9" x 16-1/4", 9" x 42-1/2", top to bottom
In a unit	Pairs with 81-3/4" leg jambs (inswing or saddle sill) or 80-3/4" (bumper sill); same height as the door

CONSTRUCTION

Build	Standard build
Stiles	LVL stiles with composite PVC edge caps
Rails	Composite top and bottom rails
Core	Foamed-in-place polyurethane, 2.2 lb/cu ft
Skins	Compression-molded fiberglass
Texture	White Satin Smooth (paint grade) or Tan Rift Cut woodgrain
Panel profile	Shaker: 105° bevel to a recessed flat, 3/8" deep (Fig. 2)
Edges	Square edge; fixed panel, no hinge or lock prep

PERFORMANCE

U-factor / SHGC	0.14 / 0.01 (NFRC 100 / 200)
ENERGY STAR 7.0	All U.S. climate zones
Design pressure	±50 psf in a door-and-sidelite unit, inswing or outswing
Impact rating	Not impact rated
Fire rating	Not fire rated

Thermal: NFRC calculated ratings for an opaque standard-build fiberglass panel sidelite. Design pressure per Florida Product Approval FL47925 (non-impact).

12" x 80" is the nominal trade size; all dimensions shown are actual. Specifications are subject to change without notice. Verify local code requirements before installation.

CONSTRUCTION AND INSTALLATION

FIG. 3 CONSTRUCTION DETAIL
Cutaway at the top corner

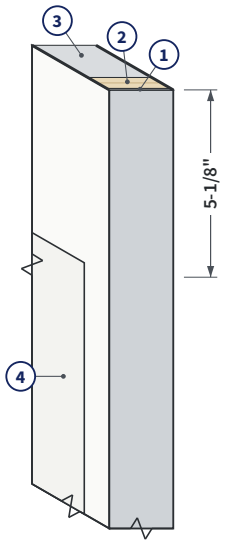

1. Composite PVC edge cap
2. LVL stile
3. Composite top and bottom rails
4. Fiberglass skin over a polyurethane foam core

INSTALLATION

Sidelite panels are fixed and have no hinge or lock prep. Install alongside a door slab of the same height, assembled into one frame with 81-3/4" leg jambs (inswing or saddle sill). Step-by-step guides are on the product page (scan the QR code).

FINISHING

Satin Smooth: bonding primer, then premium exterior acrylic latex paint. **Rift Cut woodgrain:** gel stain made for fiberglass, then a polyurethane topcoat with UV inhibitor (or paint over a bonding primer). **Finish all six sides** promptly after delivery. Avoid very dark colors in direct sun.

TRIMMING

This sidelite is not a trimmable model. If needed, it can be trimmed up to **1/2" off the bottom only**; seal the cut edge. **Do not trim the top or sides.** Trimming a product that is not sold as trimmable voids the warranty, and modified products cannot be returned.

PEASE DOORS 20-YEAR LIMITED WARRANTY

Covers the sidelite panel against defects in material and workmanship that make the product unfit for normal use. Valid for products purchased and installed in the USA with original proof of purchase. Requires proper storage, finishing and installation. Not valid when installed behind a storm door.

Year	1	2-3	4-6	7	8	9	10	11-20
Coverage	100%	90%	80%	70%	60%	50%	40%	30%

Share of replacement cost covered, by year after purchase.
Full terms and claims: peasedoors.com/pages/warranty

12" x 80" is the nominal trade size; all dimensions shown are actual. Specifications are subject to change without notice. Verify local code requirements before installation.

GLASS CUTOUT OPTIONS

This sidelite can be cut out in our shop to take door glass in any of the sizes below (1 option). Each drawing shows where the cutout sits on this 11-7/8" x 79" slab, exterior face.

Cutout (glass opening) · Outside of frame (how we size glass on our site) · Dimensions: top of door to top of cutout; edge of door to cutout

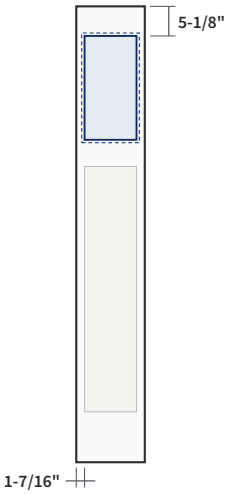

9" x 18"

Craftsman Sidelite

Glass 8" x 17"
Frame 10" x 19"
Location 5-1/8" from top; 1-7/16" from each edge
SKU ZCUT-GCS-0918

- Sizes are named by the **cutout**. To match glass you already have, measure the **outside of the plastic frame** (dashed outline); it is 1" larger than the cutout each way.
- Cutout locations follow the ODL door glass standard: centered left to right and measured from the top of the door. Cutouts are made in our shop and are not returnable.

12" x 80" is the nominal trade size; all dimensions shown are actual. Specifications are subject to change without notice. Verify local code requirements before installation.