STEEL ENTRY DOOR SLAB · WOOD EDGE · FACTORY PRIMED

# 2 Panel 3/4 Steel Door, Wood Edge

34" x 80" nominal (2/10 x 6/8) · Actual slab 33-3/4" x 79" x 1-3/4"

Scan to view this door online: current options, pricing and install guides

**FIG. 1** ELEVATION AND EDGE VIEW

*Exterior face shown. Drawn to scale; dimensions are actual, in inches.*

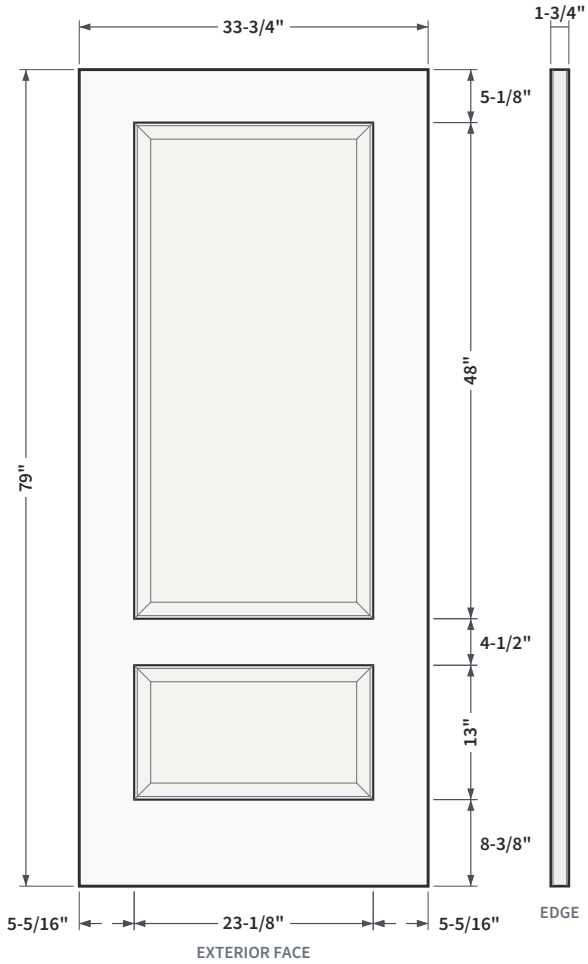


## PANEL LAYOUT

| | |
|---|---|
| Design | Tall raised panel over a short raised panel |
| Panels | Embossed into the steel skin; sizes on Fig. 1 are to the outer edge of each panel |

## DIMENSIONS

| | |
|---|---|
| Nominal size | 34" x 80" (2/10 x 6/8) |
| Actual slab | 33-3/4" W x 79" H x 1-3/4" thick |
| Stiles | 5-5/16" each side, to the panel field |
| Rails | Top 5-1/8" · bottom 8-3/8" |
| Panels | 23-1/8" x 48", 23-1/8" x 13", top to bottom |
| Prehung unit | About 35-1/2" x 81-3/4" (inswing or saddle sill), 35-1/2" x 80-3/4" (bumper sill) |

## CONSTRUCTION

| | |
|---|---|
| Build | Wood edge: exposed spruce/pine/fir stiles |
| Skins | 24-gauge G40 hot-dipped galvanized steel |
| Perimeter | Spruce/pine/fir wood stiles and rails; bottom rail kerfed for a drive-in sweep |
| Lock block | 4" x 12" pine |
| Core | Polyurethane foam, 2.2 lb/cu ft |
| Finish | Factory primed (polyester), paint grade |
| Panels | Embossed panels pressed into the steel skins |
| Edges | Square edge; reversible for left- or right-hand swing |

## PERFORMANCE

| | |
|---|---|
| U-factor / SHGC | 0.13 / 0.01 (NFRC 100 / 200) |
| ENERGY STAR 7.0 | All U.S. climate zones |
| Impact rating | Not impact rated |
| Fire rating | Available with a 20-minute fire-rated label; contact Pease if you need a labeled door |

*Thermal: NFRC calculated ratings for insulated steel, embossed panel. Design pressure is not published for this steel door.*



*34" x 80" is the nominal trade size; all dimensions shown are actual. Specifications are subject to change without notice. Verify local code requirements before installation.*

## STANDARD HARDWARE PREPARATION

Ordered as Standard Prep. Blank (no prep) and custom prep to match an existing door are also available.

**FIG. 2** LOCATIONS
*From top of door, exterior view*

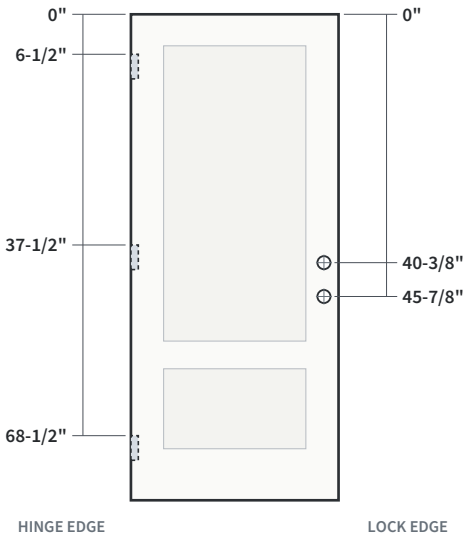


**FIG. 3** LOCK EDGE DETAIL
*Cutaway at the lock stile*

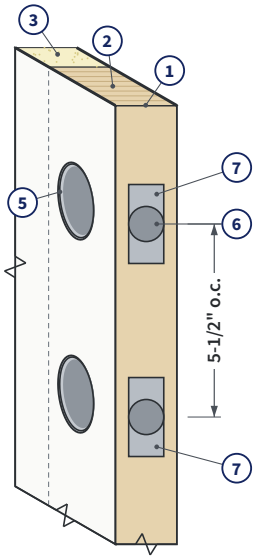


**FIG. 4** HINGE EDGE DETAIL
*Universal prep; top hinge shown, all three match*

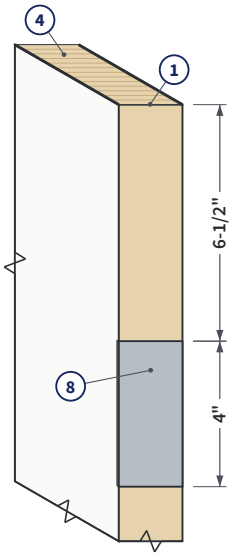


1. Exposed spruce/pine/fir wood edge on both stiles
2. Pine lock block, 4" x 12", behind the lock bores
3. Polyurethane foam core, 2.2 lb/cu ft, between 24-gauge galvanized steel skins
4. Wood top and bottom rails; bottom rail kerfed for a drive-in sweep
5. (2) 2-1/8" diameter face bores at 2-3/8" backset, 5-1/2" on center
6. (2) 1" edge bores for deadbolt and latch
7. Deadbolt and latch face prep: 1" x 2-1/4"
8. Universal hinge prep: 4" mortise routed through the full edge with no screw holes, so the slab hangs either hand

## HINGE PREP

| | |
|---|---|
| **Hinges** | (3) 4" butt hinges, universal prep (no screw holes); 5/8" radius, 1/4" radius or square corners |
| **Locations** | 6-1/2", 37-1/2", 68-1/2" from top of door to top of mortise |

## LOCK PREP

| | |
|---|---|
| **Bore centers** | Deadbolt 40-3/8", latch 45-7/8" from top of door |
| **Backset** | 2-3/8" standard; 2-3/4" on request |

## FINISHING

Factory primed; the primer is not a finish coat. Lightly sand with 120 to 220 grit, wash with mild detergent and let dry, then apply an exterior acrylic latex paint rated for metal. **Finish all six sides** promptly after installation. Paint only; do not stain. Light to medium colors are recommended in direct sun.

## TRIMMING

**Do not trim.** Steel doors are made to exact size; cutting exposes the core and edges and invites corrosion. Trimming voids the warranty, and modified products cannot be returned.

## PEASE DOORS 20-YEAR LIMITED WARRANTY

Covers the door slab against defects in material and workmanship that make the product unfit for normal use. Valid for products purchased and installed in the USA with original proof of purchase. Requires proper storage, finishing and installation. Not valid when installed behind a storm door.

| Year | 1 | 2-3 | 4-6 | 7 | 8 | 9 | 10 | 11-20 |
|---|---|---|---|---|---|---|---|---|
| Coverage | 100% | 90% | 80% | 70% | 60% | 50% | 40% | 30% |

*Share of replacement cost covered, by year after purchase.*
*Full terms and claims: peasedoors.com/pages/warranty*


*34" x 80" is the nominal trade size; all dimensions shown are actual. Specifications are subject to change without notice. Verify local code requirements before installation.*

## GLASS CUTOUT OPTIONS

This door can be cut out in our shop to take door glass in any of the sizes below (3 options). Each drawing shows where the cutout sits on this 33-3/4" x 79" slab, exterior face.

Cutout (glass opening) · Outside of frame (how we size glass on our site) · Dimensions: top of door to top of cutout; edge of door to cutout

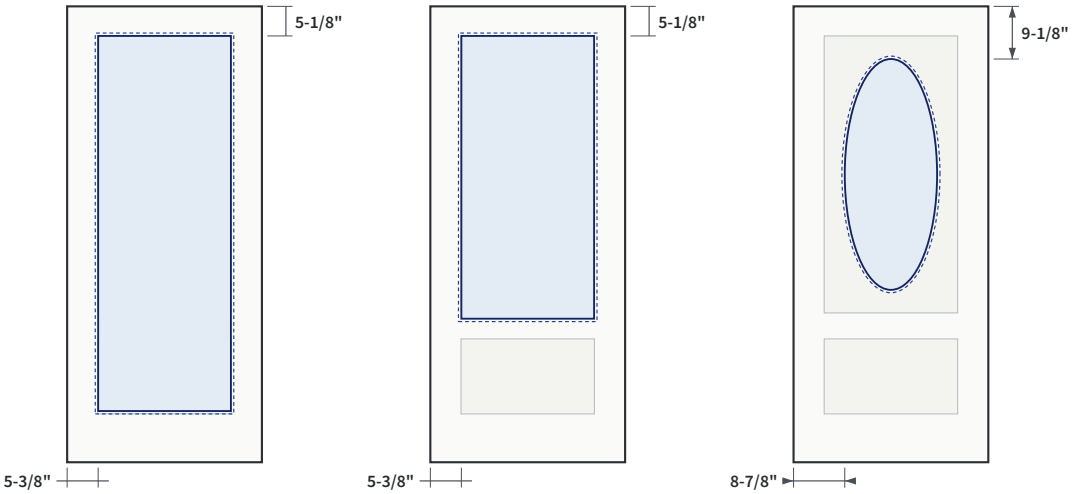


### 23" x 65"
**Full Lite**
**Glass** 22" x 64"
**Frame** 24" x 66"
**Location** 5-1/8" from top; 5-3/8" from each edge
**SKU** ZCUT-GFL-2365

### 23" x 49"
**3/4 Lite**
**Glass** 22" x 48"
**Frame** 24" x 50"
**Location** 5-1/8" from top; 5-3/8" from each edge
**SKU** ZCUT-G34-2349

### 16" x 40"
**Medium Oval**
**Glass** 15-1/2" x 39-3/8" oval
**Frame** 17.5" x 41.4"
**Location** 9-1/8" from top; centered in the upper panel
**SKU** ZCUT-VAL-MD

• Sizes are named by the **cutout**. To match glass you already have, measure the **outside of the plastic frame** (dashed outline); it is 1" larger than the cutout each way.

• Cutout locations follow the ODL door glass standard: centered left to right and measured from the top of the door. Cutouts are made in our shop and are not returnable.


*34" x 80" is the nominal trade size; all dimensions shown are actual. Specifications are subject to change without notice. Verify local code requirements before installation.*